

E-mail: sales@unique-energy.eu



1. Preface

The purpose of this product specification is to provide technical information for the rechargeable Lithium-ion button battery LiR2025, manufactured and supplied by Unique Energy.

2. Description and Model

2.1 Description	Rechargeable Lithium-ion button battery
2.2 Model	LiR2025

3. Specification

3.1 Capacity	Nominal	20mAh
	Typical	30mAh
3.2 Charging Voltage		4.20V
3.3 Nominal Voltage		3.7V at 0.2C mA
3.4 Standard Charging Method		Constant current:10mA Constant voltage 4.20V total 5
3.5 Cut-off Discharge Voltage		3.00V
3.6 Max.Discharge Current		40mA
3.7 Max.Charge Current		20mA
3.8 Cycle Life		>500 cycles at 0.2C mA discharge
3.9 Ambient Temperature		
	for Standard Charge	0°C~ 45°C
	for Discharge	-20°C~ 60°C
3.10 Storage		
	for within the temperature	-20°C~ 60°C
	for within the humidity	≤ 75%
3.11 Energy Density		
	Wh/L	~200
	Wh/Kg	~90
3.12 Weight of Bare Cell		~2.2g
3.13 Charge State Internal Impedance		<750mΩ

4. Appearance

Appearance shall be free from any remarkable scratch,flaws, rust, discoloration or electrolyte leakage(visible or by smell)

5. Standard Test condition

5.1 Environment Conditions

Unless otherwise specified,all test stated in this Product Specification are conducted within the temperature 15~25°C and the humidity 45~85%RH.

5.2 Test Equipment

(1) Impedance meter

The impedance meter with AC 1kHz should be used

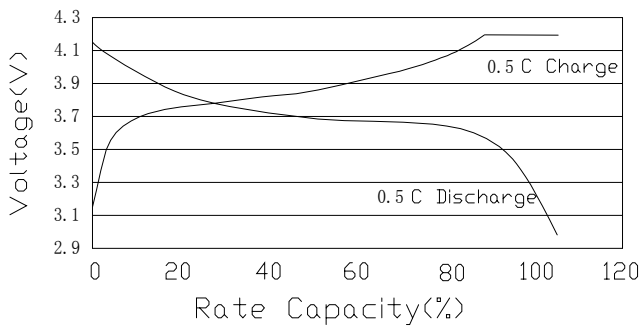
6. Test Procedure and Its Standard

Item	Measuring Procedure	Standard
6.1 Appearance	Visual	No Defect and Leak
6.2 Dimension	Caliper	As item 8
6.3 Weight	Scale	As item 3.12
6.4 Maximum Charge Current	CCCV(Constant Current Constant Voltage)	20mA
6.5 Full charge	CCCV	CC-0.2CmA CV- 4.2V total 8h
6.6 Open Circuit Voltage	Within 1hr after full charge,measure Open circuit voltage	>4.15V
6.7 Internal Impedance	Measure the battery with 1kHz AC	<750mΩ
6.8 Discharge Capacity	Within 1hr after full charge,discharge until final discharge,at 0.2C mA and measure the capacity	>20mAh
6.9 Maximum Discharge Current	Until final discharge voltage	40 mA
6.10 Charge/Discharge Cycle Life	Charge:CCCV,CC- 0.2CmA,CV- 4.2V total 8h Discharge:0.2CmA to 3.00V,This charge/discharge shall be repeated 500 times	Discharge capacity should be >70% of item 6.8
6.11 Leakage Proof	After full charging,the battery shall be stored at 40±2°C and humidity 80±5%for 21 days	No leakage should be observed by visual inspection
6.12 Temperature Characteristics	1)After full charge at 20±5°C ,stand at -20±2°C for 18h,then discharge at 0.2C mA and measure the capacity 2)After full charge at 20±5°C ,stand at 55±2°C for 2hrs ,then discharge at 1C mA and measure the capacity	Discharge capacity should be>60% of item 6.8 and no abnormality on its appearance and stucture
6.13 Charge Retension	After full charging,stand at 20±5°C for 28 days,measure the discharge capacity according to item 7.8	Discharge capacity should be>85% of item 6.8

7.1 Charge/Discharge Characteristics

Charge:CC/CV 4.2V, 10mA(0.5C),
total 5h

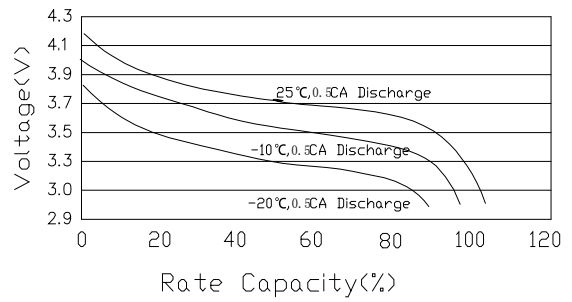
Discharge:10mA(0.5C) Cut-off at 3.00V
Temperature:25°C



7.3 Temperature Characteristics

Charge: CC/CV 4.2V 0.5CA, total 5h

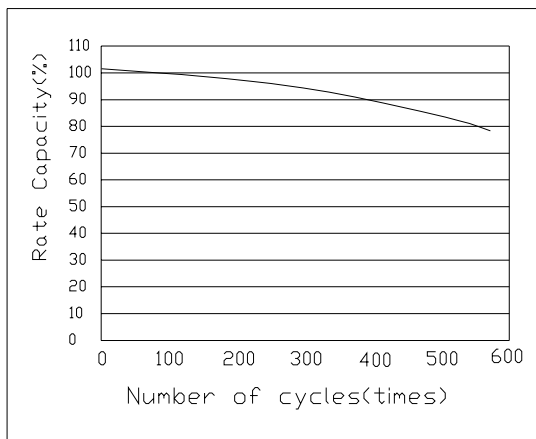
Discharge:0.5CA,Cut-off at 3.00V



7.2 Charge/Discharge Cycle Life

Charge:CC/CV 4.2V, 0.2CA,
total 8h

Discharge:0.2CA,Cut-off at 3.00V
Temperature:25°C



8. Dimension (Bare cell) mm

